

CAWO Intensifying Screens



an entire range of intensifying screens for
medical and industrial diagnostics



Targeted solutions

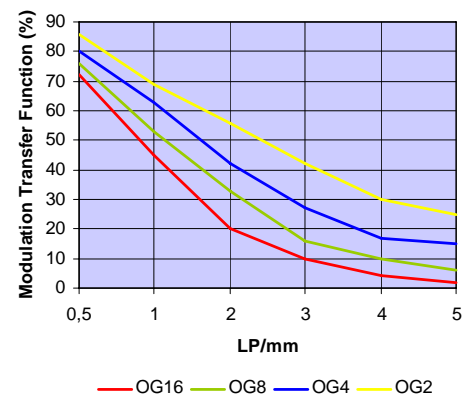
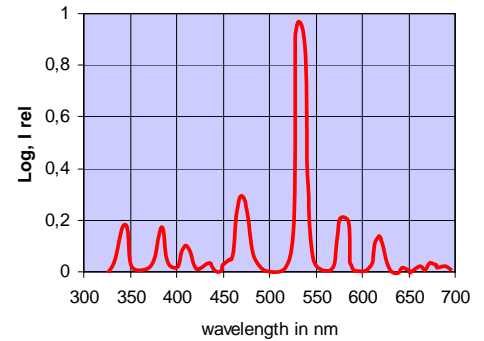
CAWO offers an entire range of intensifying screens for medical X-ray diagnostics. On-going research and development together with extensive investment have provided ideal solutions for all fields of applications. A strong, easy-to-clean protective coating is applied to all screens making them extremely durable. For X-ray exposures of parts of the body with varying X-ray absorption CAWO offers special gradual screens.

In addition to the assortment of intensifying screens for X-ray cassettes CAWO also produces intensifying screens for all conventional film changers.

Green-emitting screens

CAWO OG intensifying screens for use with green-sensitive X-ray films contain phosphor materials made from rare earths with a high luminous intensity and low graininess. As a result it is possible to achieve high quality X-ray images while exposing the patient to a minimum dose of radiation. Green-emitting CAWO intensifying screens are available in four speed classes.

- CAWO OG2
- CAWO OG4
- CAWO OG8
- CAWO OG16



System speed and applications

	OG2	OG4	OG8	OG16
Speed Class*	100	200	400	800
Extremities	●	●		
Skull/thorax		●	●	
Stomach–intestines–tract/ angiography/urology			●	●
Pediatrics/gynaecology			●	●

*in connection with normally sensitive orthochromatically sensitized X-ray films.

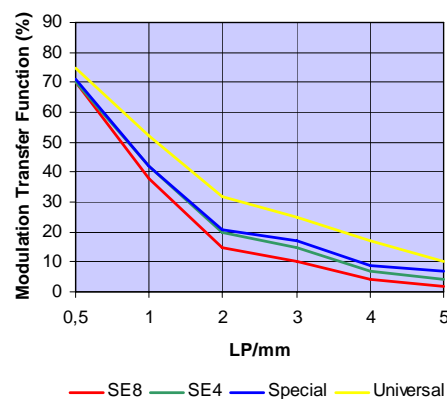
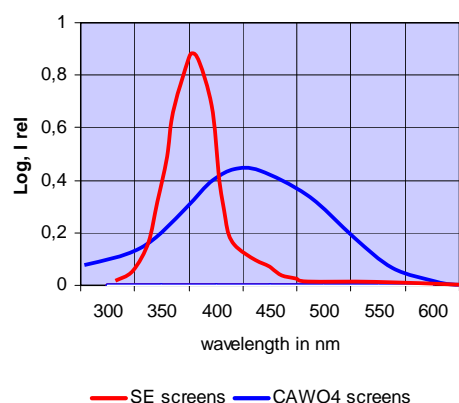
Blue-emitting screens

CAWO SE intensifying screens, for use with blue-sensitive X-ray films contain phosphor materials which incorporate rare earths. They make it possible to use low doses of radiation and to obtain X-ray exposures with high detail perceptibility. Blue-emitting CAWO SE intensifying screens are available in three speed classes.

- CAWO SE2
- CAWO SE4
- CAWO SE8

In addition CAWO also produces intensifying screens using the conventional phosphor material calcium tungsten. These screens are suitable for most applications in everyday radiography. They are available in two speed classes.

- CAWO Universal
- CAWO Special



System speed and applications

	Universal	Special	SE2	SE4	SE8
Speed Class*	100	200	200	400	800
Extremities	●		●		
Skull/thorax		●	●	●	
Stomach–intestines–tract/ angiography/urology				●	●
Pediatrics/gynaecology				●	●

*in connection with normally sensitive blue sensitive X-ray films

All types of screens are available in various commercial sizes.

cm	13 x 18	15 x 30	15 x 40
	18 x 24	18 x 43	20 x 40
	24 x 30	30 x 30	30 x 35
	30 x 40	35 x 35	35 x 43
	40 x 40	20 x 60	20 x 96
	30 x 90	30 x 120	

Inches	5 x 7	6 x 12	6 x 15
	6.5 x 8.5	7 x 17	8 x 10
	9.5 x 9.5	10 x 12	11 x 14
	12 x 15	14 x 14	14 x 17
	14 x 28	14 x 36	14 x 42
	14 x 51		

Other sizes are available upon request. Screens suitable for automatic film changers are also available.

Fluoroscopy screens are available in all sizes up to a width of 44 cm.

Conformity:

CAWO intensifying screens comply with the requirements of the Directive 93/42/EEC concerning medical devices and are in conformity with the Standard DIN ISO 4090: 2004-08. All types of CAWO intensifying screens carry the CE mark.

Characteristics of the products described in this publication can be changed at any time without notice.

CAWO Photochemisches Werk GmbH
P.O. Box 1129
D - 86521 Schrobenhausen
Phone: (+49) 8252 9109-0
Fax: (+49) 8252 9109-19
Internet: www.cawo.com
E-mail: cawo@cawo.com

Gradual screens

For X-ray of parts of the body of considerably varying density the use of gradual screens is recommended. These screens compensate differences in absorption by increasing the degree of intensification in the longitudinal direction. Thanks to the high average intensification low doses of radiation are sufficient for optimal X-ray exposures.

The following green-emitting gradual screens are available:

- CAWO OG Gradual + -
Speed class 100 – 400
- CAWO OG Gradual + - +
(Up to size 35 x 43 cm)
Speed class 400 – 200 – 400

Film changer screens

CAWO intensifying screens for automatic film changers are produced using fluorescent materials from rare earths and are available in both, green- and blue-emitting versions for all conventional film changers. CAWO intensifying screens for film changers guarantee reliable film transport, protect the film from electrostatic discharges and are extremely durable.

Fluoroscopy screens


CAWO LS 16 fluoroscopy screens emit green fluorescent light. The considerable brightness obtained with low backlight means that the patients receive the lowest possible dose of radiation. The fluoroscopy screens provide good detail perceptibility and have excellent intensifying properties.

Light emission (λ max.): 545 nm

Care of screens

Intensifying screens should be stored in a cool, dry place. All marks and dust should be removed with a soft cloth. The use of CAWO SCREEN CLEANER is recommended for cleaning the screens.

CAWO ABS X-Ray Cassettes are made from Novodur®, a hard plastic with an impressive list of quality characteristics including strength, light weight and durability. A unique magnetic system provides uniform contact between the film and the screens.



For applications with secondary radiation grids we recommend our aluminium **CAWO MMS Cassettes**.

